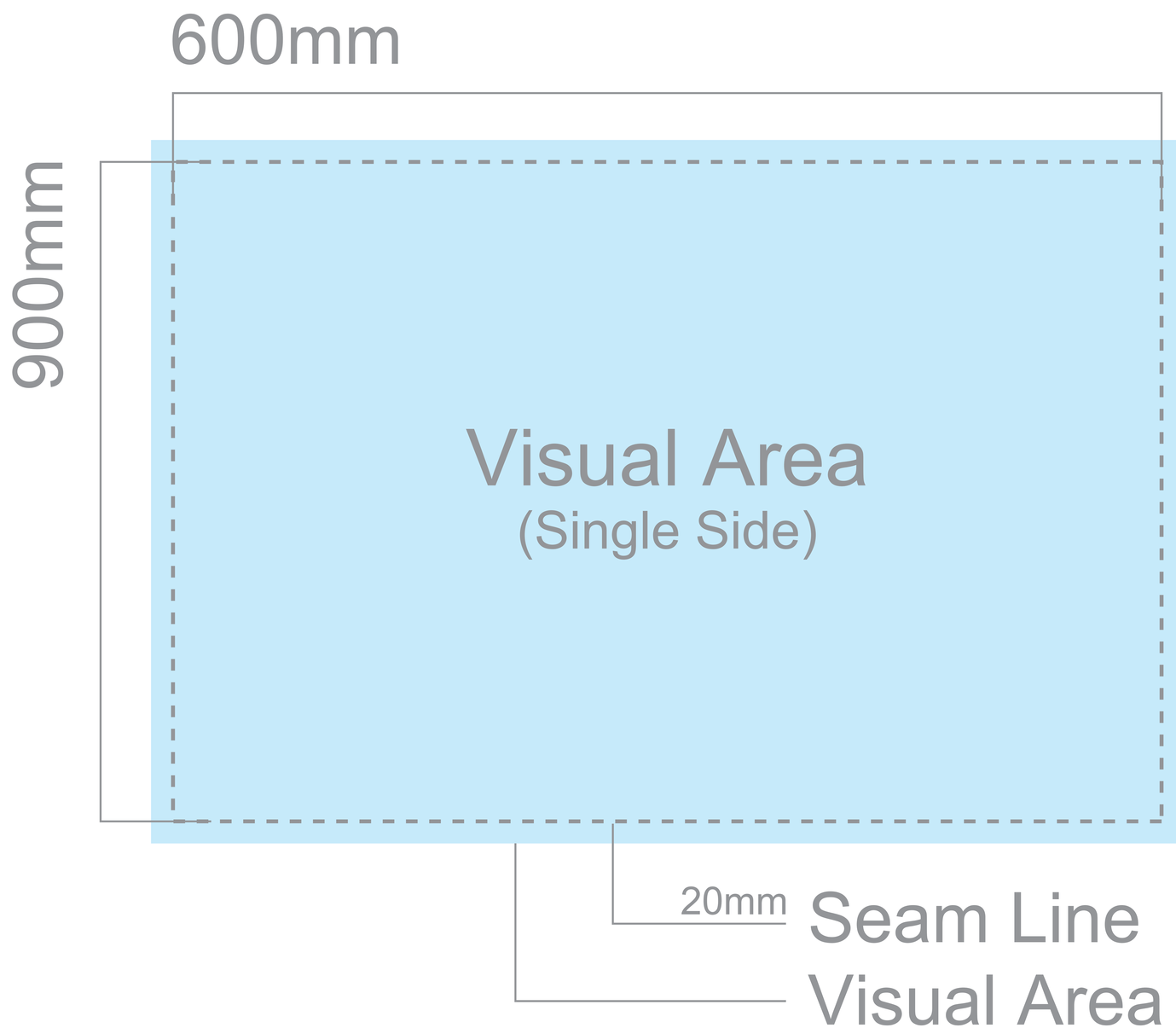

Custom (National) Flags 600 x 900

i. Image setup

Graphic size (visual area) is in 100% actual size provided in the art template file.
High: 600 mm
Width: 900 mm
This template allows 20 mm bleed on the sides, and 20 mm bleed on top and bottom.

ii. Placed images

Placed images should have a resolution of 150 pixels per inch at full size for best graphic printing quality. However, in case if you don't have best quality pictures,please make sure to keep your resolution at 100-120 pixels per inch at full size. Scan/Photoshop files should be saved in CMYK mode as TIF or format. When placing such files in Illustrator, DO NOT PARSE OR EMBED the file.

Text:
All text must be converted to outlines.

Color Matching:
Any critical colors must be called out as a Pantone Code.

iii. A correct file format

PDF is the best format to submit your artwork work.
However, we also accept thesefile formats, as below.

.AI	ILLUSTRATOR CS (and below)
.EPS	ILLUSTRATOR CS (and below)
.TIFF	PHOTOSHOP CS (and below)

iv. About Design Template

The design templates incorporate:

The live visual area of the graphic.
The area you will be able to see once the graphic is installed.
The printing bleed of 20mm and other required bleeds.
Please extend all images and/or background colors to the outside edge of the template.
After printing, the graphic will be trimmed.
Please allow space for trimming by not placing type or logos too close to the edge of the viewable area.

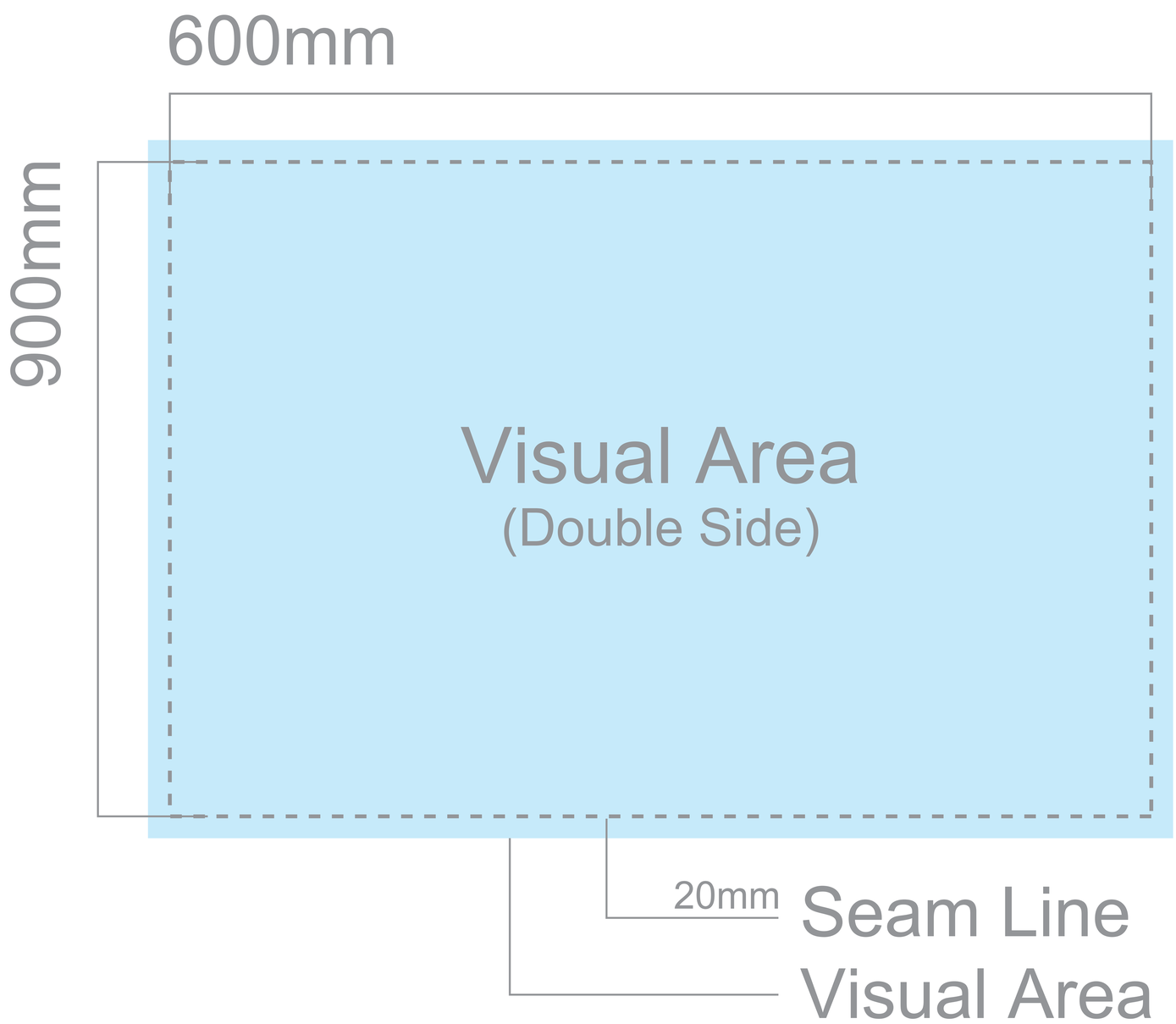

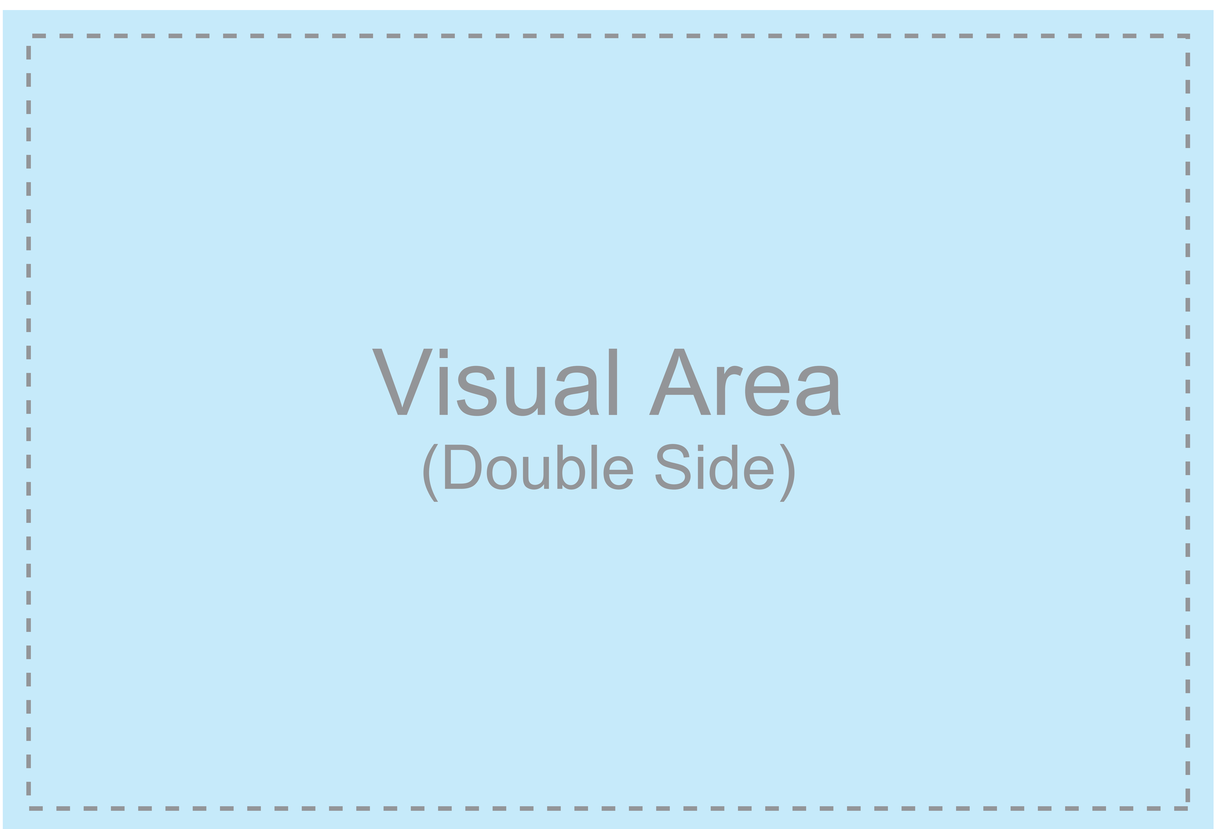

Custom (National) Flags 600 x 900

i. Image setup

Graphic size (visual area) is in 100% actual size provided in the art template file.
High: 600 mm
Width: 900 mm
This template allows 20 mm bleed on the sides, and 20 mm bleed on top and bottom.

ii. Placed images

Placed images should have a resolution of 150 pixels per inch at full size for best graphic printing quality. However, in case if you don't have best quality pictures,please make sure to keep your resolution at 100-120 pixels per inch at full size. Scan/Photoshop files should be saved in CMYK mode as TIF or format. When placing such files in Illustrator, DO NOT PARSE OR EMBED the file.

Text:
All text must be converted to outlines.

Color Matching:
Any critical colors must be called out as a Pantone Code.

iii. A correct file format

PDF is the best format to submit your artwork work.
However, we also accept thesefile formats, as below.
.AI ILLUSTRATOR CS (and below)
.EPS ILLUSTRATOR CS (and below)
.TIFF PHOTOSHOP CS (and below)

iv. About Design Template

The design templates incorporate:

The live visual area of the graphic.
The area you will be able to see once the graphic is installed.
The printing bleed of 20mm and other required bleeds.
Please extend all images and/or background colors to the outside edge of the template.
After printing, the graphic will be trimmed.
Please allow space for trimming by not placing type or logos too close to the edge of the viewable area.